



Explore more of our products by clicking or scanning here!→





QUICK-ATTACH BUCKET FORKS

URNS YOUR LOADER INTO A FORKLIFT IN SECONDS

FORKLIFT CAPABILITIES. BUCKET VERSATILITY.

Quick-Attach Bucket Forks provide increased production and versatility for backhoes, front end loaders and other bucket mounted equipment. Gearmore forks often eliminate the need for a separate forklift truck on many job sites. By ordering extra bucket brackets the forks can be used on a number of different tractors of the same lift capacity. Installation requires welding mounting brackets to the bucket's top lip or spill plate. The forks then mount easily in seconds by simply curling the bucket and driving into the forks - then leveling the bucket, forks automatically locking in place. You will find that the Gearmore Quick-Attach Bucket Forks are a cost effective solution to your material handling needs.






QUICK-ATTACH BUCKET FORKS

FEATURES

- Mounts to your loader bucket in seconds
- Safety lock system to hold forks in place
- Patented forming process increases the bend and heel thickness by 20%
- Tines made of special boron steel and fully heat treated after bending
- No support bracket at bend, which reduces capacity up to 15%
- Heavy plate mounting brackets
- Rods made of 4140 ground and polished, high carbon steel
- Extra long tine taper for easier load entry
- Adjustable tine spacing
- Forks have a safety rating of 3 times the stated capacity, except 1,200 lb. capacity forks
- Capacities from 1,200 to 22,000 pounds



Automatic safety lock system



20% thicker at bend & heel



Extra long tine taper

SPECIFICATIONS

Model #	12 Univ.	25 Univ.	40 Univ.	60 Lb.	60 Univ.	80 Univ.	110 Univ.*
Max. load capacity at tine center:	1,200 lbs.	2,500 lbs.	4,000 lbs.	6,000 lbs.	6,000 lbs.	8,000 lbs.	11,000 lbs.
Fits bucket opening up to:	23"	32"	40"	40"	49"	54"	67"
Tine Height**:	31"	38"	46"	46"	55"	61"	73"
Tine Length:	36"	36"	42"	46"	46"	48"	60"
Adjusting Width:	60"	60"	72"	72"	72"	72"	84"
Weight:	185 lbs.	240 lbs.	330 lbs.	400 lbs.	435 lbs.	690 lbs.	960 lbs.
Rod Size:	1 1/4" x 5'	1 1/4" x 5'	1 1/4" x 6'	1 1/2" x 6'	1 1/2" x 6'	1 3/4" x 6'	2" x 7'
Tine Size:	1" x 4"	1 3/8" x 4"	1 3/8" x 4"	1 3/4" x 4"	1 3/4" x 4"	2" x 5"	2" x 6"
Number of Brackets:	3	3	4	4	4	4	4

*By adding a third tine, at 16,500 lbs. capacity unit is available and by adding a fourth tine, a 22,000 lb. capacity unit is available

**Deduct 2" to calculate center of rod bushing height



FORM #KH0001-25

13477 Benson Ave. Chino, CA 91710 | 909/548-4848 | sales@gearmore.com